

# B.lux

## R2 S

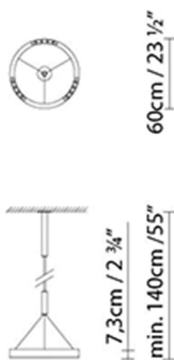
By David Abad



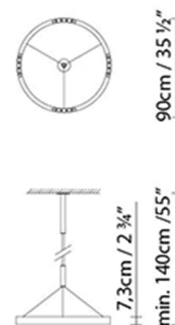
### Description:

Suspension lamp in aluminum featuring a ring design, with a central cable to hang it. There is a model with flat canopy that allows you to hang the R2 from lower ceilings. Both models have LED spotlight modules that provide direct and uniform lighting. There is a third R2 model with flat canopy and indirect light called up/down. All R2 models are available with the following finishes: matte white, matte black, matte bronze, natural oak and natural walnut. Made in three sizes (S60, S90 and S120).

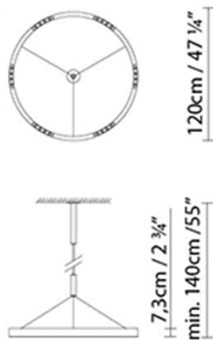
R2 S60



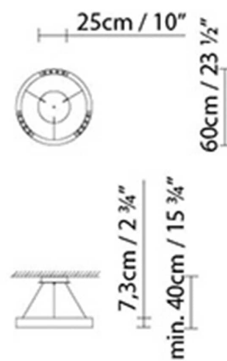
R2 S90



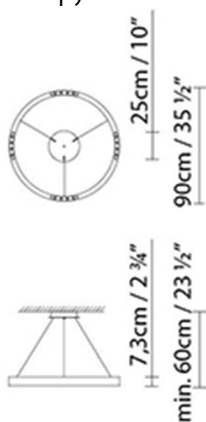
R2 S120



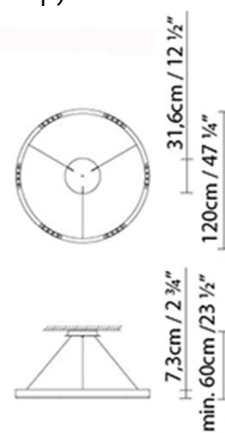
R2 S60 Flat Canopy



R2 S90 Flat Canopy







R2 S120 Flat Canopy



- Black (matte)
- Bronze (matte)
- Natural Oak
- Natural Walnut
- White (matte)

CODE	LAMP	LIGHT SOURCE	DIM	BULB	BULB	kg
743310	R2 S60 WHITE					
743311	R2 S60 BRONZE					
743312	R2 S60 BLACK	LED 3 x 18W 7879lm 250mA 3000K CRI≥90 230V DIM	PUSH/DALI	A++		10 <b>LED A+</b>
743313	R2 S60 OAK					
743314	R2 S60 WALNUT					
743320	R2 S90 WHITE					
743321	R2 S90 BRONZE					
743322	R2 S90 BLACK	LED 4 x 18W 9755lm 250mA 3000K CRI≥90 230V DIM	PUSH/DALI	A++		12,5 <b>LED A+</b>
743323	R2 S90 OAK					
743324	R2 S90 WALNUT					

743330	R2 S120 WHITE							
743331	R2 S120 BRONZE							
743332	R2 S120 BLACK	LED 6 x 17W 13957lm 240mA 3000K CRI≥90 230V DIM	PUSH/DALI	A++		16	<b>LED</b> A+	
743333	R2 S120 OAK							
743334	R2 S120 WALNUT							
743310F	R2 S60 FLAT CANOPY WHITE							
743311F	R2 S60 FLAT CANOPY BRONZE							
743312F	R2 S60 FLAT CANOPY BLACK	LED 3 x 18W 7879lm 250mA 3000K CRI≥90 230V DIM	PUSH/DALI	A++		10	<b>LED</b> A+	
743313F	R2 S60 FLAT CANOPY OAK							
743314F	R2 S60 FLAT CANOPY WALNUT							
743320F	R2 S90 FLAT CANOPY WHITE							
743321F	R2 S90 FLAT CANOPY BRONZE							
743322F	R2 S90 FLAT CANOPY BLACK	LED 4 x 18W 9755lm 250mA 3000K CRI≥90 230V DIM	PUSH/DALI	A++		12,5	<b>LED</b> A+	
743323F	R2 S90 FLAT CANOPY OAK							
743324F	R2 S90 FLAT CANOPY WALNUT							
743330F	R2 S120 FLAT CANOPY WHITE							
743331F	R2 S120 FLAT CANOPY BRONZE							
743332F	R2 S120 FLAT CANOPY BLACK	LED 6 x 18W 15758lm 250mA 3000K CRI≥90 230V DIM	PUSH/DALI	A++		16	<b>LED</b> A+	
743333F	R2 S120 FLAT CANOPY OAK							
743334F	R2 S120 FLAT CANOPY WALNUT							
743310FI	R2 S60 FLAT CANOPY WHITE UP/DOWN							
743311FI	R2 S60 FLAT CANOPY BRONZE UP/DOWN							
743312FI	R2 S60 FLAT CANOPY BLACK UP/DOWN	DOWN LED 3 x 18W 7879lm 250mA 3000K CRI≥90 230V DIM UP LED 3 x 4,5W 1638lm 250mA 3000K CRI≥90 230V DIM	PUSH/DALI	A++		10	<b>LED</b> A+	
743313FI	R2 S60 FLAT CANOPY OAK UP/DOWN							
743314FI	R2 S60 FLAT CANOPY WALNUT UP/DOWN							
743320FI	R2 S90 FLAT CANOPY WHITE UP/DOWN							
743321FI	R2 S90 FLAT CANOPY BRONZE UP/DOWN							
743322FI	R2 S90 FLAT CANOPY BLACK UP/DOWN	DOWN LED 4 x 18W 9755lm 250mA 3000K CRI≥90 230V DIM UP LED 4 x 4,5W 2184lm 250mA 3000K CRI≥90 230V DIM	PUSH/DALI	A++		12,5	<b>LED</b> A+	
743323FI	R2 S90 FLAT CANOPY OAK UP/DOWN							
743324FI	R2 S90 FLAT CANOPY WALNUT UP/DOWN							
743330FI	R2 S120 FLAT CANOPY WHITE UP/DOWN							
743331FI	R2 S120 FLAT CANOPY BRONZE UP/DOWN							
743332FI	R2 S120 FLAT CANOPY BLACK UP/DOWN	DOWN LED 6 x 18W 1395lm 240mA 3000K CRI≥90 230V DIM UP LED 6 x 4,5W 3276lm 240mA 3000K CRI≥90 230V DIM	PUSH/DALI	A++		16	<b>LED</b> A+	
743333FI	R2 S120 FLAT CANOPY OAK UP/DOWN							
743334FI	R2 S120 FLAT CANOPY WALNUT UP/DOWN							

Designer

Technical drawing

Instrucciones de montaje

Fotometría

3D

**grupoblux.com**